


MasterDrive[®] Wedge and Cogged Raw Edge V-Belts **3V Banded Belts**




“3V” Banded Belts		
Belt P/N	Outside Length (inch)	Approx. Wt.
2/3V450	45	0.55
3/3V450	45	0.80
4/3V450	45	1.11
5/3V450	45	1.39
3/3V475	47.5	0.85
2/3V500	50	0.61
3/3V500	50	0.89
4/3V500	50	1.23
5/3V500	50	1.54
2/3V530	53	0.65
3/3V530	53	0.95
4/3V530	53	1.30
5/3V530	53	1.63
2/3V560	56	0.69
3/3V560	56	1.00
4/3V560	56	1.38
2/3V600	60	0.74
3/3V600	60	1.07
4/3V600	60	1.48
5/3V600	60	1.85
2/3V630	63	0.77
3/3V630	63	1.12
4/3V630	63	1.55

“3V” Banded Belts		
Belt P/N	Outside Length (inch)	Approx. Wt.
2/3V670	67	0.82
3/3V670	67	1.20
4/3V670	67	1.65
5/3V670	67	2.06
2/3V710	71	0.87
3/3V710	71	1.27
4/3V710	71	1.75
5/3V710	71	2.19
2/3V750	75	0.92
3/3V750	75	1.34
5/3V750	75	2.31
2/3V800	80	0.98
3/3V800	80	1.43
4/3V800	80	1.97
5/3V800	80	2.47
2/3V850	85	1.05
3/3V850	85	1.55
4/3V850	85	2.10
3/3V900	90	1.61
4/3V900	90	2.22
5/3V900	90	2.77
4/3V950	95	2.34
5/3V950	95	2.93

“3V” Banded Belts		
Belt P/N	Outside Length (inch)	Approx. Wt.
3/3V1000	100	1.78
4/3V1000	100	2.47
5/3V1000	100	3.08
4/3V1060	106	2.45
5/3V1060	106	3.07
2/3V1120	112	1.29
3/3V1120	112	2.00
4/3V1120	112	2.59
5/3V1120	112	3.24
2/3V1180	118	1.36
3/3V1180	118	2.11
3/3V1250	125	2.23
4/3V1250	125	2.90
5/3V1250	125	3.62
3/3V1400	140	2.50
4/3V1400	140	3.28

MasterDrive[®] Wedge and Cogged Raw Edge V-Belts **5V Banded Belts**




“5V” Banded Belts Outside		
Belt P/N	Length (inch)	Approx. Wt.
2/5V630	63	1.81
3/5V630	63	2.71
4/5V630	63	3.62
5/5V630	63	4.53
2/5V670	67	1.92
3/5V670	67	2.89
4/5V670	67	3.85
5/5V670	67	4.81
2/5V710	71	2.04
3/5V710	71	3.06
4/5V710	71	4.08
5/5V710	71	5.10
2/5V750	75	2.15
3/5V750	75	3.23
4/5V750	75	4.31
5/5V750	75	5.39
2/5V800	80	2.30
3/5V800	80	3.45
4/5V800	80	4.60
5/5V800	80	5.75
2/5V850	85	2.44
3/5V850	85	3.66
4/5V850	85	4.89
5/5V850	85	6.11
2/5V900	90	2.58
3/5V900	90	3.88
4/5V900	90	5.17
5/5V900	90	6.47
2/5V950	95	2.73
3/5V950	95	4.10
4/5V950	95	5.46
5/5V950	95	6.83
2/5V1000	100	2.87
4/5V1000	100	5.75
5/5V1000	100	7.19

“5V” Banded Belts Outside		
Belt P/N	Length (inch)	Approx. Wt.
2/5V1060	106	3.05
3/5V1060	106	4.57
4/5V1060	106	6.10
2/5V1120	112	3.22
3/5V1120	112	4.83
4/5V1120	112	6.44
5/5V1120	112	8.05
2/5V1180	118	3.39
3/5V1180	118	5.09
4/5V1180	118	6.79
5/5V1180	118	8.48
2/5V1250	125	3.58
3/5V1250	125	5.37
4/5V1250	125	7.16
5/5V1250	125	8.95
2/5V1320	132	3.78
3/5V1320	132	5.67
4/5V1320	132	7.56
5/5V1320	132	9.46
2/5V1400	140	4.01
3/5V1400	140	6.02
4/5V1400	140	8.02
2/5V1500	150	4.30
3/5V1500	150	6.45
4/5V1500	150	8.60
5/5V1500	150	10.75
2/5V1600	160	4.58
3/5V1600	160	6.88
4/5V1600	160	9.17
5/5V1600	160	11.46

“5V” Banded Belts Outside		
Belt P/N	Length (inch)	Approx. Wt.
2/5V1700	170	4.87
3/5V1700	170	7.31
4/5V1700	170	9.74
5/5V1700	170	12.18
2/5V1800	180	5.16
3/5V1800	180	7.74
5/5V1800	180	12.90
2/5V1900	190	5.44
3/5V1900	190	8.17
4/5V1900	190	10.89
5/5V1900	190	13.61
2/5V2000	200	5.73
3/5V2000	200	8.60
4/5V2000	200	11.46
5/5V2000	200	14.33
2/5V2120	212	6.07
3/5V2120	212	9.11
4/5V2120	212	12.15
5/5V2120	212	15.19
2/5V2240	240	6.80
3/5V2240	240	10.20
4/5V2240	240	13.60
5/5V2240	240	17.00
2/5V2360	236	7.16
3/5V2360	236	10.75
5/5V2360	236	17.91
3/5V2500	250	11.38
4/5V2500	250	15.18
5/5V2500	250	18.98

“5V” Banded Belts Outside		
Belt P/N	Length (inch)	Approx. Wt.
2/5V2650	265	8.04
3/5V2650	265	12.07
4/5V2650	265	16.09
5/5V2650	265	20.12
2/5V2800	280	8.50
3/5V2800	280	12.75
4/5V2800	280	17.00
2/5V3000	300	9.11
3/5V3000	300	13.66
4/5V3000	300	18.22
5/5V3000	300	22.77
2/5V3150	315	9.56
3/5V3150	315	14.35
4/5V3150	315	19.13
5/5V3150	315	23.91
2/5V3350	335	10.17
3/5V3350	335	15.26
4/5V3350	335	20.34
5/5V3350	335	25.43
2/5V3550	355	10.78
3/5V3550	355	16.17
4/5V3550	355	21.56

MasterDrive[®] Wedge and Cogged Raw Edge V-Belts **8V Banded Belts**



"8V" Banded Belts		
Belt P/N	Outside Length (inch)	Approx. Wt.
3/8V1000	100	11.02
3/8V1060	106	11.69
5/8V1060	106	19.48
3/8V1120	112	12.35
4/8V1120	112	16.47
5/8V1120	112	20.58
3/8V1180	118	13.01
4/8V1180	118	17.35
3/8V1250	125	13.78
4/8V1250	125	18.38
5/8V1250	125	22.97
3/8V1320	132	14.55
4/8V1320	132	19.41
5/8V1320	132	24.26
3/8V1400	140	15.44
4/8V1400	140	20.58
5/8V1400	140	25.73
3/8V1500	150	16.54
4/8V1500	150	22.05
5/8V1500	150	27.57
3/8V1600	160	17.64
4/8V1600	160	23.52
5/8V1600	160	29.41
3/8V1700	170	18.75
4/8V1700	170	25.00
5/8V1700	170	31.25
3/8V1800	180	19.85
4/8V1800	180	26.47
5/8V1800	180	33.08

"8V" Banded Belts		
Belt P/N	Outside Length (inch)	Approx. Wt.
3/8V1900	190	20.59
4/8V1900	190	27.45
5/8V1900	190	34.31
3/8V2000	200	21.67
4/8V2000	200	28.90
3/8V2120	212	22.97
4/8V2120	212	30.63
3/8V2240	224	24.27
4/8V2240	224	32.36
5/8V2240	224	40.46
4/8V2360	236	34.80
5/8V2360	236	43.50
3/8V2500	250	27.65
4/8V2500	250	36.86
5/8V2500	250	46.08
3/8V2650	265	29.30
4/8V2650	265	39.07
5/8V2650	265	48.84
3/8V2800	280	30.96
4/8V2800	280	41.29
5/8V2800	280	51.61
3/8V3000	300	33.18
4/8V3000	300	44.24
5/8V3000	300	55.30
4/8V3150	315	46.45
5/8V3150	315	58.06
3/8V3350	335	37.05
5/8V3350	335	61.75

"8V" Banded Belts		
Belt P/N	Outside Length (inch)	Approx. Wt.
3/8V3550	355	39.26
4/8V3550	355	52.35
5/8V3550	355	65.43
3/8V3750	375	41.47
4/8V3750	375	55.30
5/8V3750	375	69.12
3/8V4000	400	44.24
3/8V4250	425	47.00
4/8V4250	425	62.67
5/8V4250	425	78.34
3/8V4500	450	49.77
4/8V4500	450	66.36
5/8V4500	450	82.95